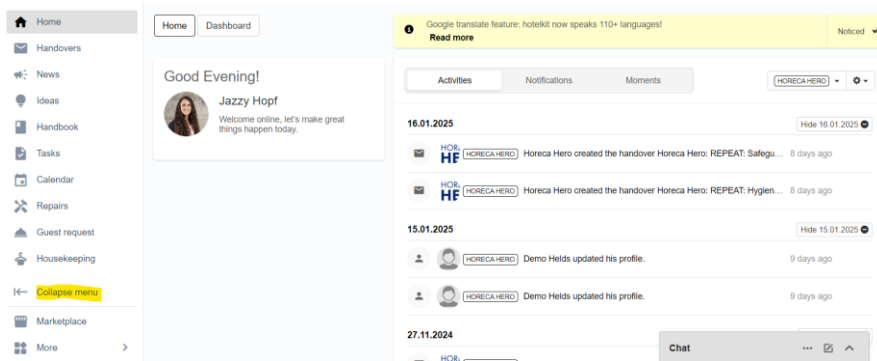


Step-by-Step Guide to Accessing Horeca Hero Trainings with the New Navigation


Navigation bar:

- Locate the navigation bar on the left-hand side of the screen.
- Use the arrow icon to expand or collapse the navigation bar as needed.

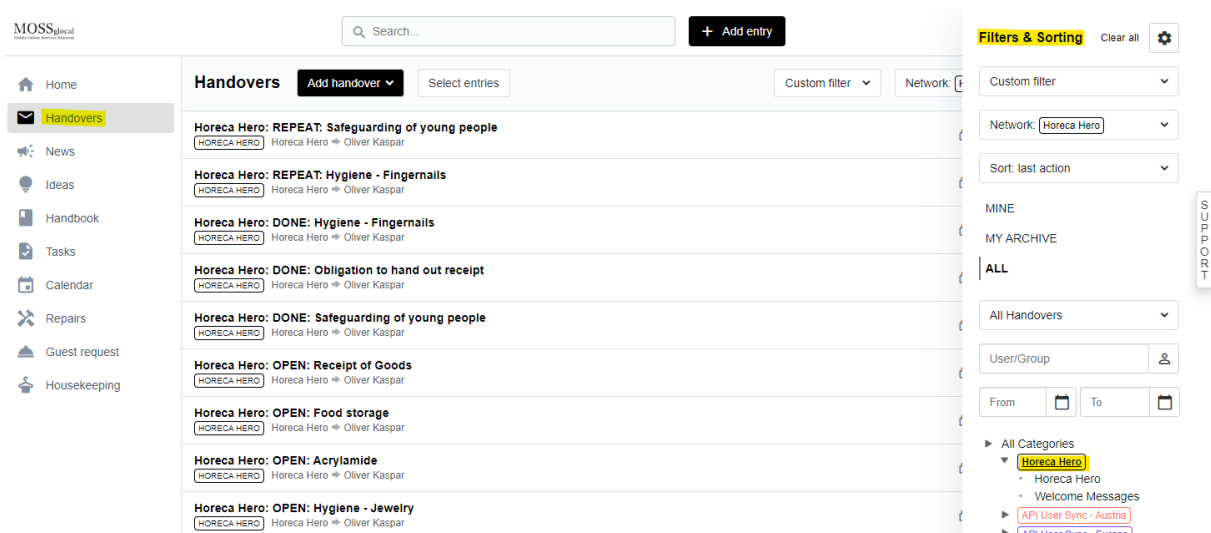


Accessing Horeca Hero trainings:

- Click on “Handovers” from the navigation bar.
- Find the “Filters” button, now positioned on the top right corner.

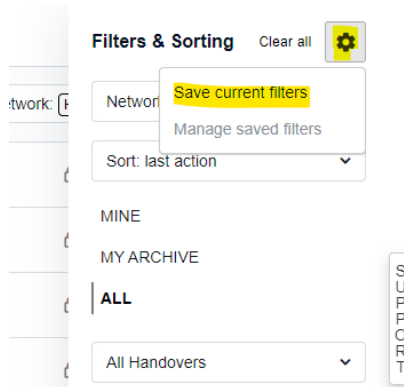


- Select the category “Horeca Hero” to display all your trainings.



Saving filters:

- To save this filter selection, click on the gear icon located in the top right corner.
- Choose “Save current filters”.



- Once saved, you can access your Horeca Hero trainings directly by clicking on “Custom filter” and selecting your saved filter.

